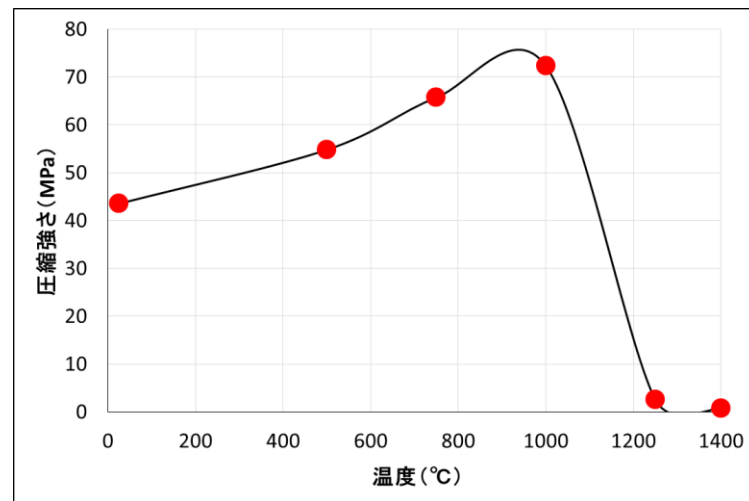


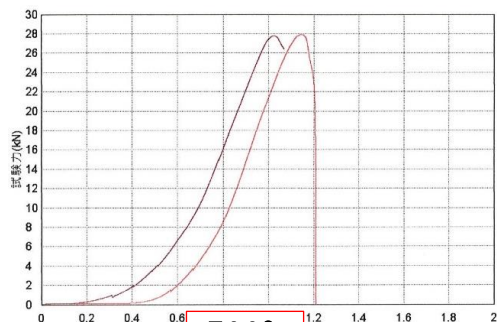
熱間圧縮強さ試験結果

温度(°C)	圧縮強さ(MPa)		平均値(MPa)
	1	2	
25	44.4	42.5	43.5
500	55.0	54.7	54.8
750	66.3	65.1	65.7
1000	72.9	71.6	72.3
1250	2.62	2.58	2.60
1400	0.69	0.68	0.68

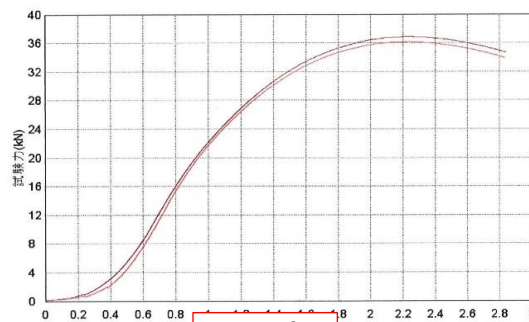


熱間圧縮強さ試験結果グラフ

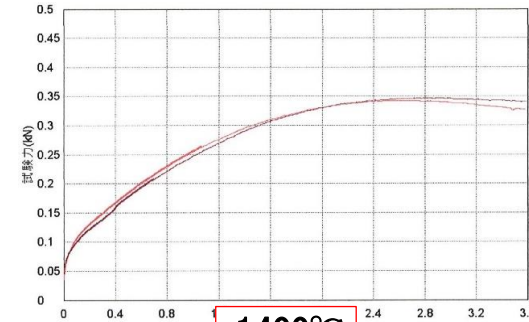

各温度における応力-変位曲線と試験後サンプル写真



500°C



1000°C



1400°C

